

# ADDING TRAITS TO ANIMALS

---

1. Access your account by logging in with your user name and password.

AMERICAN  
PINZGAUER  
ASSOCIATION  
THE BETTER BEEF BREED

Login

Username:

Password:

Remember Password:


[Register](#)

[Forgot password?](#)

Submit

Copyright 2012-2017 Livestock Genetic Services, LLC

## 2. From the Actions tab, select Trait Management from the dropdown menu.



The screenshot displays the American Pinzgauer Association website interface. At the top center is the association's logo, which features a silhouette of a cow within a red arch, with the text "AMERICAN PINZGAUER ASSOCIATION" and "THE BETTER BEEF BREED" below it. Below the logo, the user is logged in as "testuser" and can click "Log out" or "Change password". The navigation menu includes "Animals", "Membership", "Actions", and "Lists". The "Actions" tab is selected, and a dropdown menu is open, showing "User Animal Registration" and "Trait Management". A red arrow points to the "Trait Management" option. Below the navigation, there are search and filter options, including "Criteria: all any" and a search bar. The main content area shows details for Member ID 100, including membership status, latest paid dues, and creation/update dates. There are also tabs for "Details", "Owned Animals", "Bred Animals", "Purchased Animals", "Sold Animals", "Links Performance", and "Dues". The "Details" tab is active, and it shows "No results found." for the current search criteria. The page footer indicates "Details found: 5365" and provides pagination information.

Work Order 1708-1 Member 100

Logged on as testuser [Log out](#) [Change password](#)

[Animals](#) [Membership](#) [Actions](#) [Lists](#) search

Criteria:  all  any [User Animal Registration](#) [Trait Management](#) [: 5365](#) [ 1 2 3 4 5 6 7 8 9 10 ] Next : Last Page 1 of 5365 Records Per Page: 10

[Add field](#) [Hide options](#)

Member ID:  Equals

Member Name:  Equals

Contact Name:  Equals

Address1:  Equals

Address2:  Equals

Email:  Equals

Member ID	100	Membership Status: Active
Member Name	Non-Member	Latest Paid Dues Year: 8/29/2016 LGS
Membership Type		Created: 6/27/2017 apa
Herd Prefix		Updated: 6/27/2017 apa

[Details](#) [Owned Animals](#) [Bred Animals](#) [Purchased Animals](#) [Sold Animals](#) [Links Performance](#) [Dues](#)

[Work Orders](#) [Member CG](#)

No results found.

Details found: 5365 [ 1 2 3 4 5 6 7 8 9 10 ] Next : Last Page 1 of 5365 Records Per Page: 10

3. On the Trait Management screen click the "Add Traits" button.

AMERICAN  
PINZGAUER  
ASSOCIATION  
THE BETTER BEEF BREED

Logged on as testuser Log out

Animals Membership Actions > Trait Management > LISTS > search

Criteria:  all  any

Add field Show options

Regnum :

Trait : Please select

Trait Date :

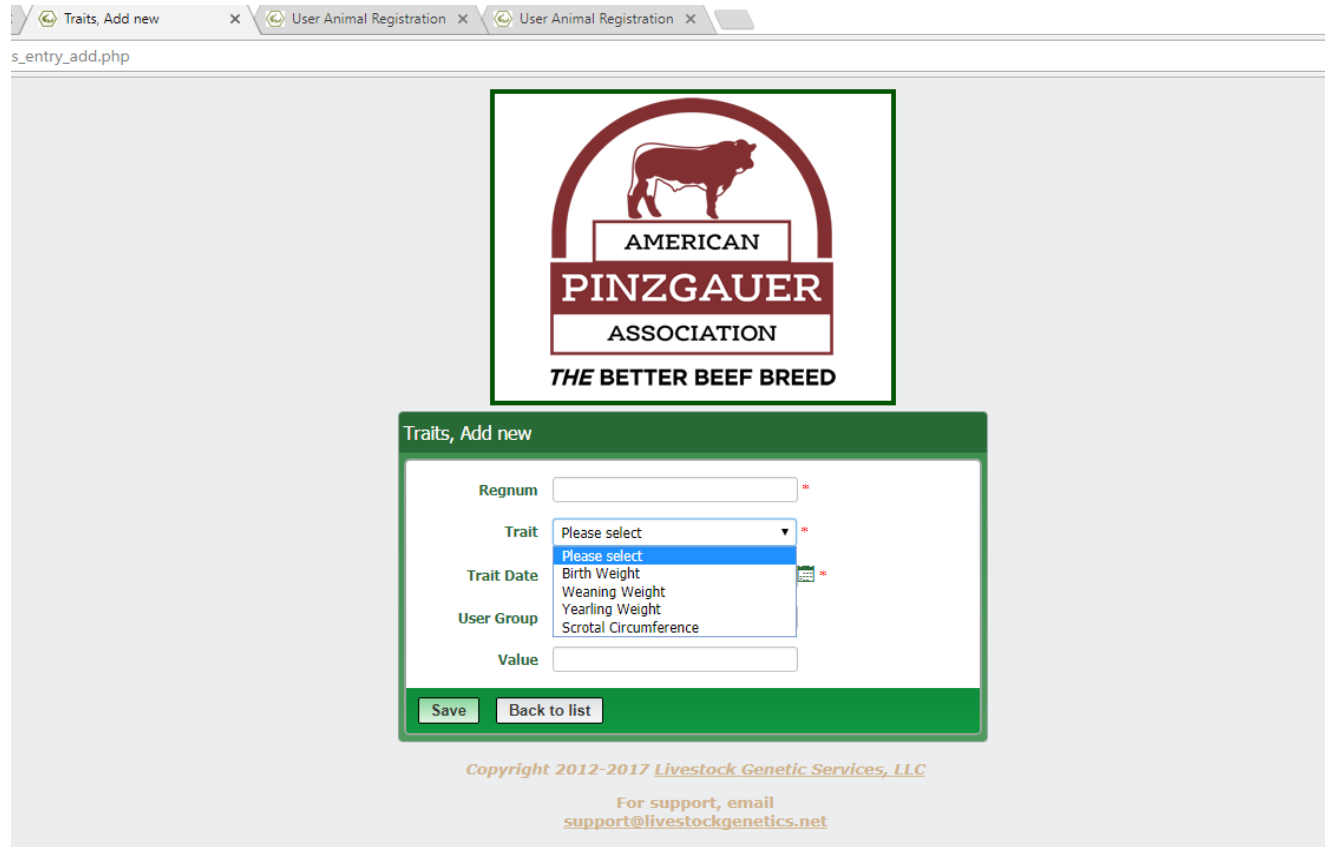
Search

Add Traits Select all Export Results

Details for: 39662 [ 1 2 3 4 5 6 7 8 9 10 ] Next : Last Page 1 of 1984 Records Per Page: 20

	Trait	Trait Date ↓	User Group	Value	Create Date	Create User	Last Update	Update User
<input type="checkbox"/>	Yearling Weight	6/24/2017	0	810	7/20/2017	dani		
<input type="checkbox"/>	1003 Yearling Weight	6/24/2017	0	980	7/20/2017	dani		
<input type="checkbox"/>	1003 Yearling Weight	6/24/2017	0	950	7/20/2017	dani		
<input type="checkbox"/>	1003 Yearling Weight	6/23/2017	0	850	7/20/2017	dani		
<input type="checkbox"/>	1003 Weaning Weight	6/5/2017	0	649	6/20/2017	dani		
<input type="checkbox"/>	1003 Weaning Weight	6/5/2017	0	709	6/20/2017	dani		
<input type="checkbox"/>	1003 Weaning Weight	6/5/2017	0	678	6/20/2017	dani		
<input type="checkbox"/>	1003 Yearling Weight	6/5/2017	0	985	6/20/2017	dani		
<input type="checkbox"/>	1003 Weaning Weight	6/5/2017	0	649	6/20/2017	dani		
<input type="checkbox"/>	1003 Weaning Weight	6/5/2017	0	620	6/20/2017	dani		
<input type="checkbox"/>	1003 Weaning Weight	6/5/2017	0	591	6/20/2017	dani		

4. Enter the registration number of the animal you would like to manage. From the drop down, please select the type of trait you wish to edit. Note that you must enter a date the trait was taken in order for them to record.




The screenshot shows a web browser window with three tabs: "Traits, Add new", "User Animal Registration", and "User Animal Registration". The address bar shows "s\_entry\_add.php". The main content area features the American Pinzgauer Association logo, which includes a silhouette of a cow and the text "AMERICAN PINZGAUER ASSOCIATION THE BETTER BEEF BREED". Below the logo is a form titled "Traits, Add new" with the following fields:

- Regnum:
- Trait:  (dropdown menu is open, showing options: Please select, Birth Weight, Weaning Weight, Yearling Weight, Scrotal Circumference)
- Trait Date:
- User Group:
- Value:

At the bottom of the form are two buttons: "Save" and "Back to list". Below the form, the text reads: "Copyright 2012-2017 Livestock Genetic Services, LLC" and "For support, email support@livestockgenetics.net".

Add in the required information: Registration Number, Trait, Trait Value (example: 116 for 116lbs), Trait Date (Date measurement was taken), Group/Pen/Pasture (Optional). When done, click Save.

y\_add.php



AMERICAN  
**PINZGAUER**  
ASSOCIATION  
*THE BETTER BEEF BREED*

Traits, Add new

Regnum	<input type="text" value="5000001"/>	*
Trait	<input type="text" value="Birth Weight"/>	*
Trait Date	<input type="text" value="08/01/2017"/>	*
User Group	<input type="text" value="Pen 5"/>	
Value	<input type="text" value="218"/>	

Copyright 2012-2017 Livestock Genetic Services, LLC  
For support, email [support@livestockgenetics.net](mailto:support@livestockgenetics.net)